

Transportation 2040



toward a sustainable transportation system

T-2040 Prioritization

Kitsap Regional Coordinating Council

September 27, 2011



T2040 Prioritization Mission Statement

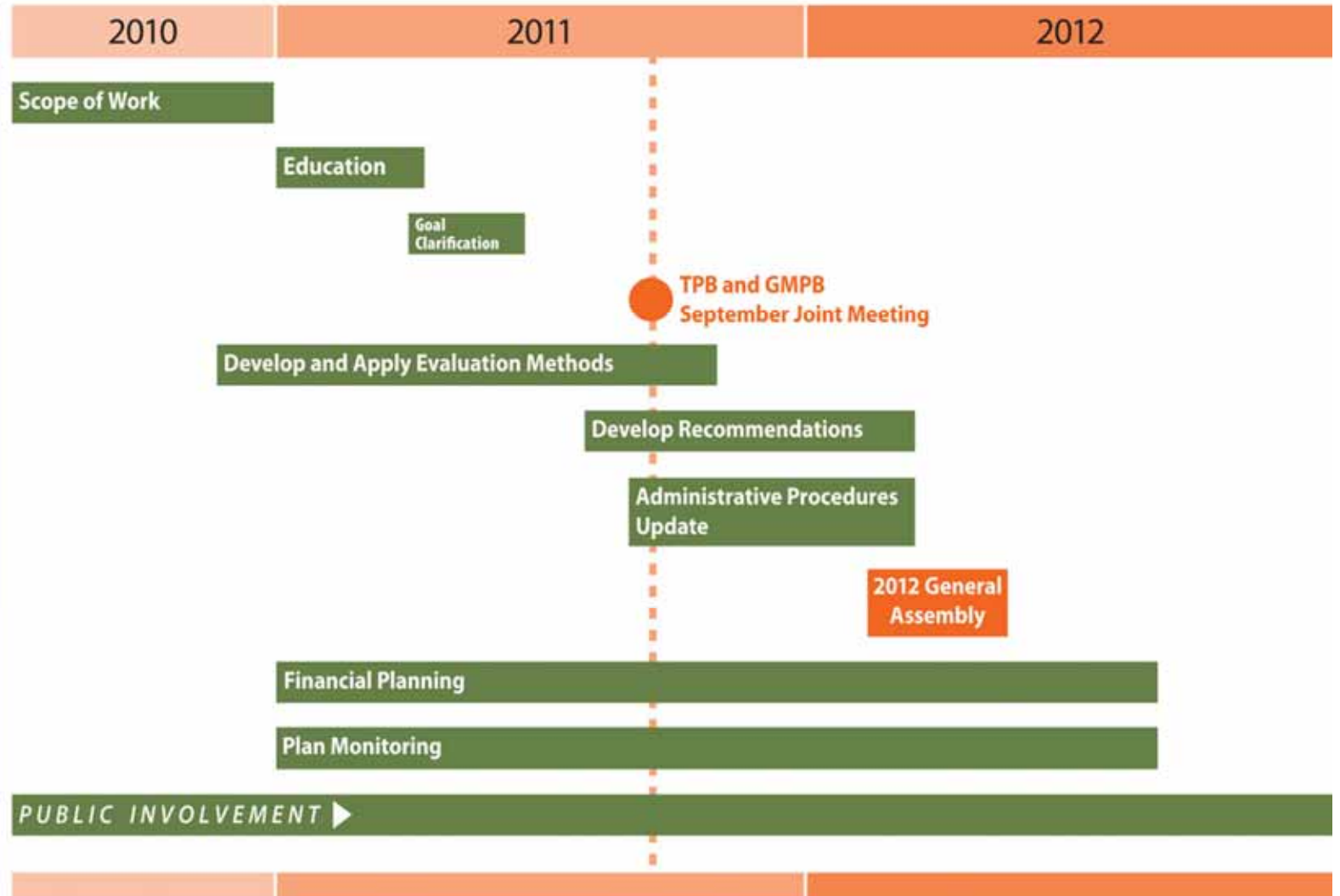
“To prioritize transportation projects in a manner that reinforces and implements VISION 2040. This will include the development and application of an evaluation process to prioritize projects/programs that are within the plan as well as the means for allowing projects to be entered, modified or removed.”

Approved
December 2010



T2040 Prioritization Schedule

Transportation 2040 Prioritization Schedule

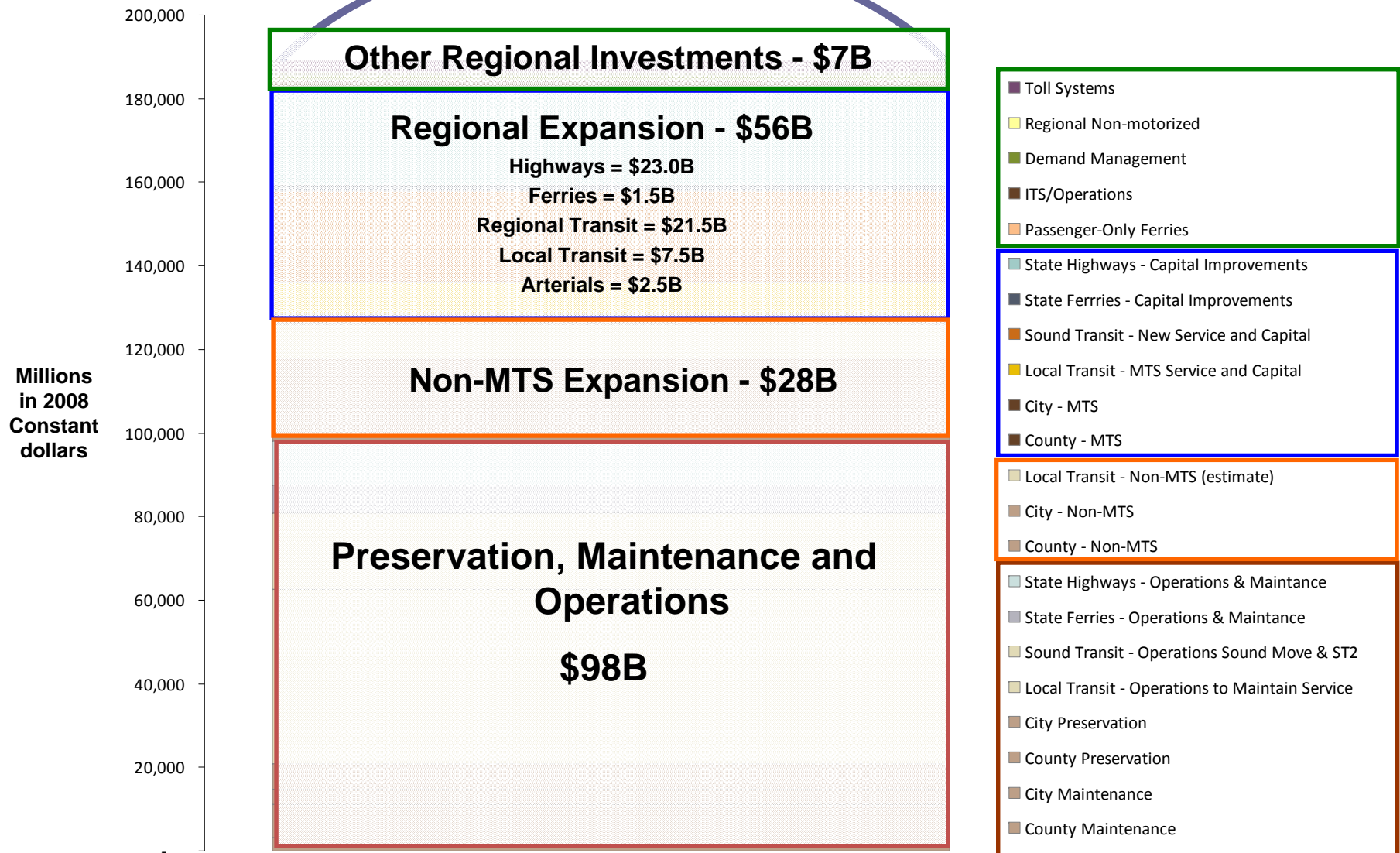


How might this new Process be Used?

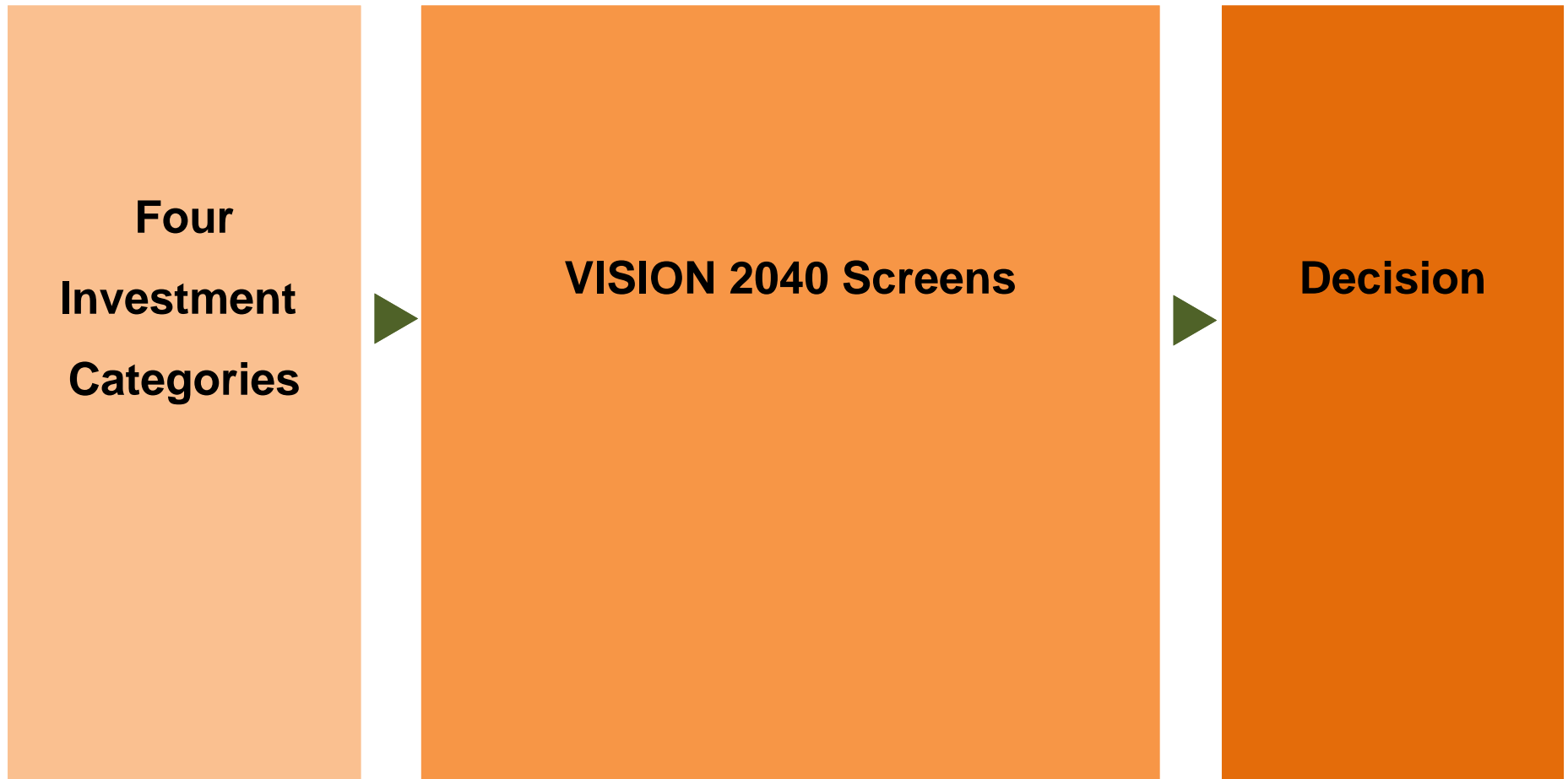
- Implement VISION 2040
- For T2040 update, rank transportation projects within the plan, by categories, by decade
- Communicate regional transportation priorities to the legislature
- Improve alignment between state, regional and local investments
- Identify priority projects as inspiration and guides for future project proposals



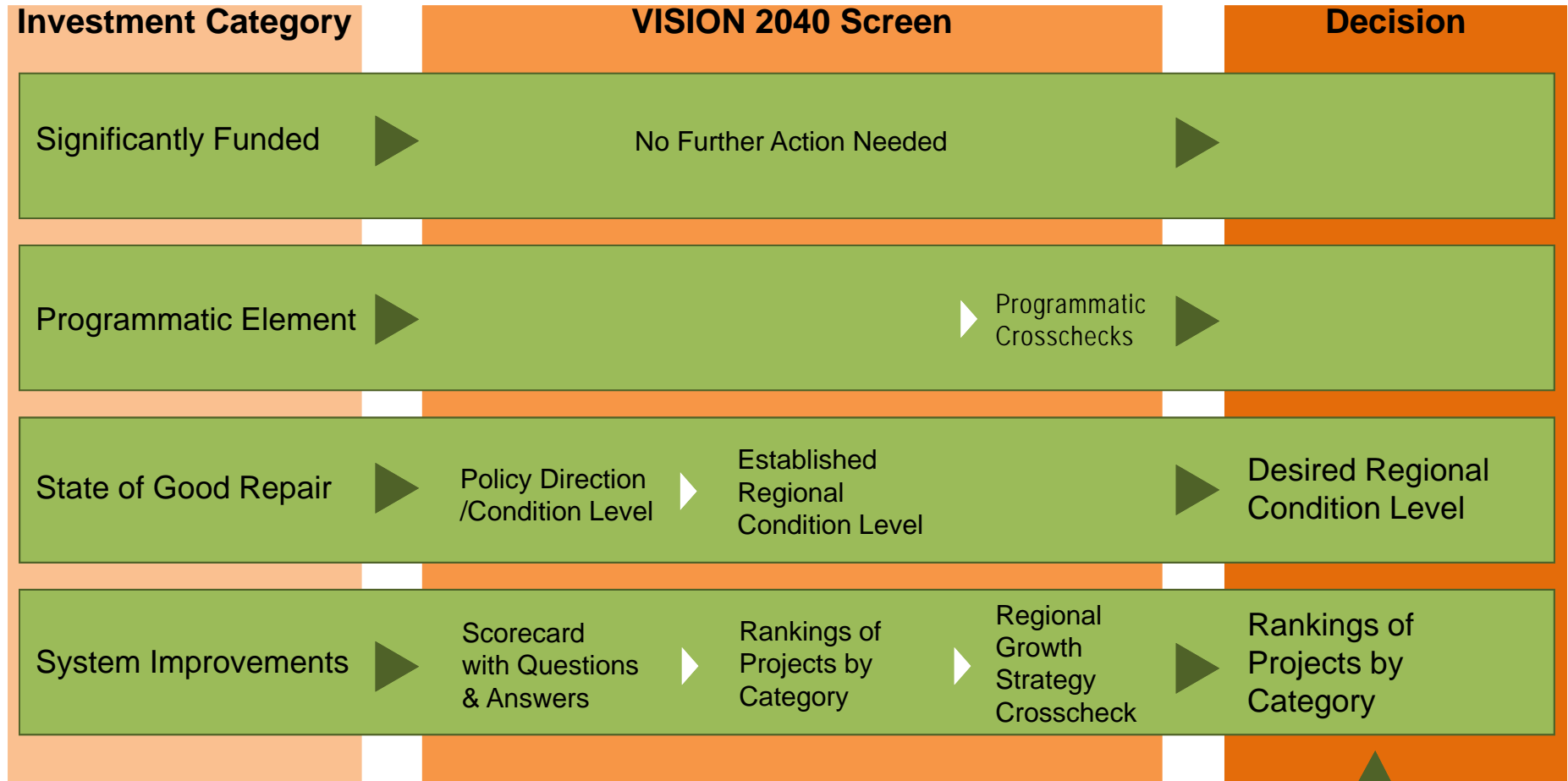
Transportation 2040 Elements



Transportation 2040 Prioritization Decision Guide



Transportation 2040 Prioritization Decision Guide



Significantly Funded – Projects under construction, soon to be under construction, and the majority of funding is secured.

Programmatic – TDM, TSM&O, Special Needs, Safety

State of Good Repair – Preservation, Maintenance and Operations






System Improvements – Bicycle & Pedestrian, TDM, TSM&O, Roads, Transit, Ferries

Other Factors:
Costs, Targets, CMP
Existing Conditions

T-2040 PRIORITIZATION - SCORECARD EXAMPLE

PROJECT										SCORE	WEIGHTED SCORE
	SUPPORT FOR CENTERS	JOBS	TRAVEL	MULTI-MODAL	EQUITY	SAFETY	FREIGHT	CLIMATE	PUGET SOUND		
Project 1	☐	●	☐	○	◐	○	◐	●	☐	-5	-4.8
Project 2	◉	◉	◉	◑	◑	◑	◑	○	○	10	9.6
Project 3	◉	◉	◉	◑	◑	◑	◑	◑	◑	12	11.2
Project 4	◑	○	☐	◑	◑	○	○	●	☐	-1	0
Project 5	◑	☐	●	☐	◑	◑	○	☐	○	-2	-0.8
Project 6	◑	●	●	●	◑	○	◑	●	☐	-6	-4

Scoring symbols:

				
beneficial	somewhat beneficial	neutral	somewhat detrimental	detrimental
Score: 2	1	0	-1	-2

Approach Topic – “Significantly Funded”

Identifying a set of “**Significantly Funded**” investments which will not be subject to further prioritization

- *Under construction or soon to be under construction*
- *Majority of funding is secured*

Continued

Approach Topic – Preservation, Maintenance and Operations

State of Good Repair

The treatment of Maintenance, Preservation and Operations through providing additional information on existing conditions and setting of desired condition levels.



SR 303 - Manette Bridge (1920)

Continued

Approach Topic - Measures

Utilizing nine consistent measures – to provide information for the prioritization decisions

- Support for Centers
- Jobs
- Travel
- Multimodal
- Equity
- Safety
- Freight
- Climate
- Puget Sound

Continued

Approach Topic - Evaluation Method

Evaluation Method: Utilizing the most appropriate tools and units for evaluating projects within investment categories – to provide information for the decision

- Bicycle, pedestrian and complete streets
 - Efficiency and safety (TDM/TSM&O)
 - Special Needs
 - Arterial and State Routes
 - Highway and Transit Expansion
- Advisory committee scoring
- Advisory committee scoring with information from Travel Demand model
-

Continued

Approach Topic - Crosschecks

Applying crosschecks to make ensure investments are consistent with the Regional Growth Strategy and T2040, including the following:

- Regional Growth Strategy (RGS) Crosscheck
- T-2040 Financial Plan Crosscheck
- T-2040 Programmatic Crosscheck

Continued

Approach Topic – Regional Growth Strategy

ACTIVITY UNITS* GROWTH (share of each county's future growth by geography – 2006-2040)						
County	Metropolitan Cities	Core Cities	Larger Cities	Small Cities	Uninc. UGA	Rural
Snohomish	26%	11%	20%	8%	26%	9%
Pierce	37%	20%	8%	14%	17%	5%
Kitsap	25%	16%	10%	10%	27%	14%
King	43%	35%	13%	4%	4%	2%

*Activity units include population and employment.

Continued

Approach Topic - Weighting

Using weighting – to provide information for the decision

EXAMPLE 1		EXAMPLE 2	
Measure	Points	Measure	Points
Support for Centers	20	Support for Centers	10
Jobs	10	Jobs	15
Travel	10	Travel	10
Multimodal	10	Multimodal	10
Equity	10	Equity	15
Safety	10	Safety	10
Freight	10	Freight	10
Climate	10	Climate	10
Puget Sound	10	Puget Sound	10
Total	100	Total	100

Continued

Next Steps

September through November 2011

- RSC and PWG refine approach

October 2011

- ***Executive Board*** Briefing/Direction

November 2011

- TPB Recommendation

December 1, 2011

- ***Executive Board*** Briefing/Direction

December 8, 2011

- TPB releases DRAFT recommendation for public comment

February 2012

- TPB forwards comments to the ***Executive Board***

Feb-March 2012

- ***Executive Board*** Finalizes recommendation

Spring 2012

- General Assembly Action



Information and Contacts

www.psrc.org

Robin Mayhew
rmayhew@psrc.org
206-464-7537

Alon Bassok
abassok@psrc.org
206-464-7091

Stephen Kiehl
skiehl@psrc.org
206-971-3290

