



Looking to the Future

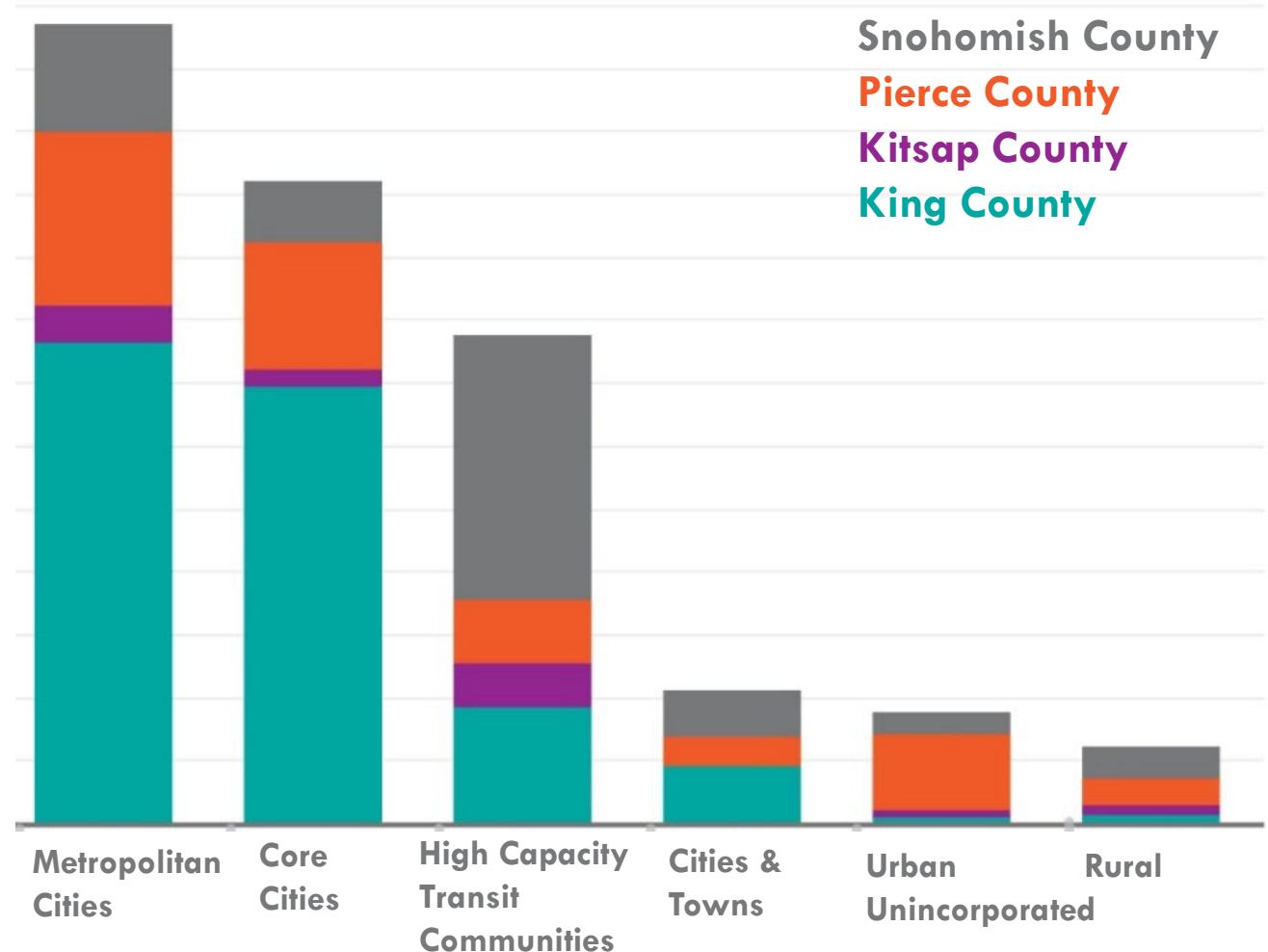
Kitsap Regional Coordinating Council
Annual Retreat
October 25, 2019



Kitsap Regional Coordinating Council

Projected Population Growth 2017-50

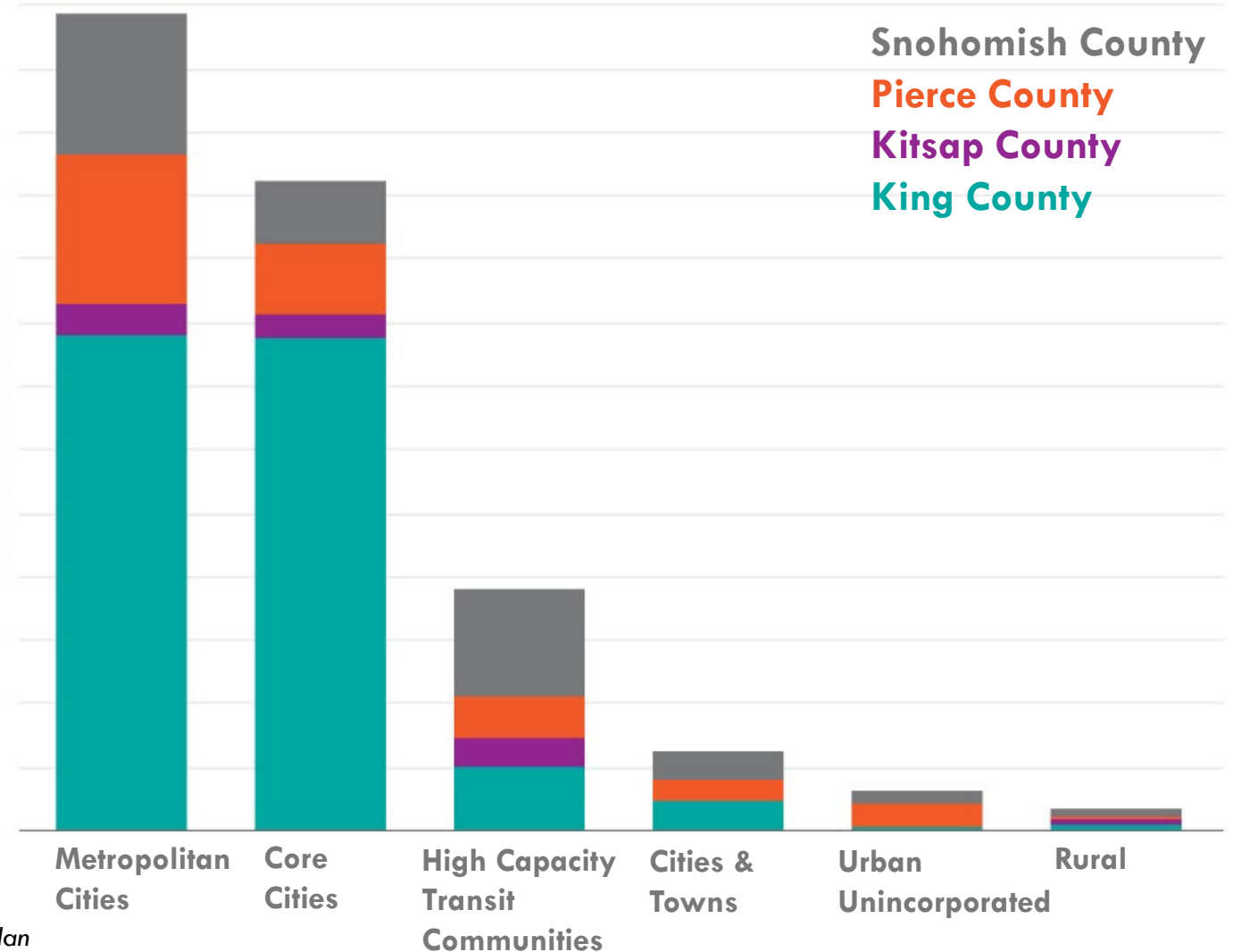
- 96,000 new Kitsap residents
- 70% of growth concentrated in Metropolitan City and Transit Communities
- 5.5% of total population growth for the region



Source: Puget Sound Regional Council Draft Vision 2050 Plan

Projected Employment Growth 2017-50

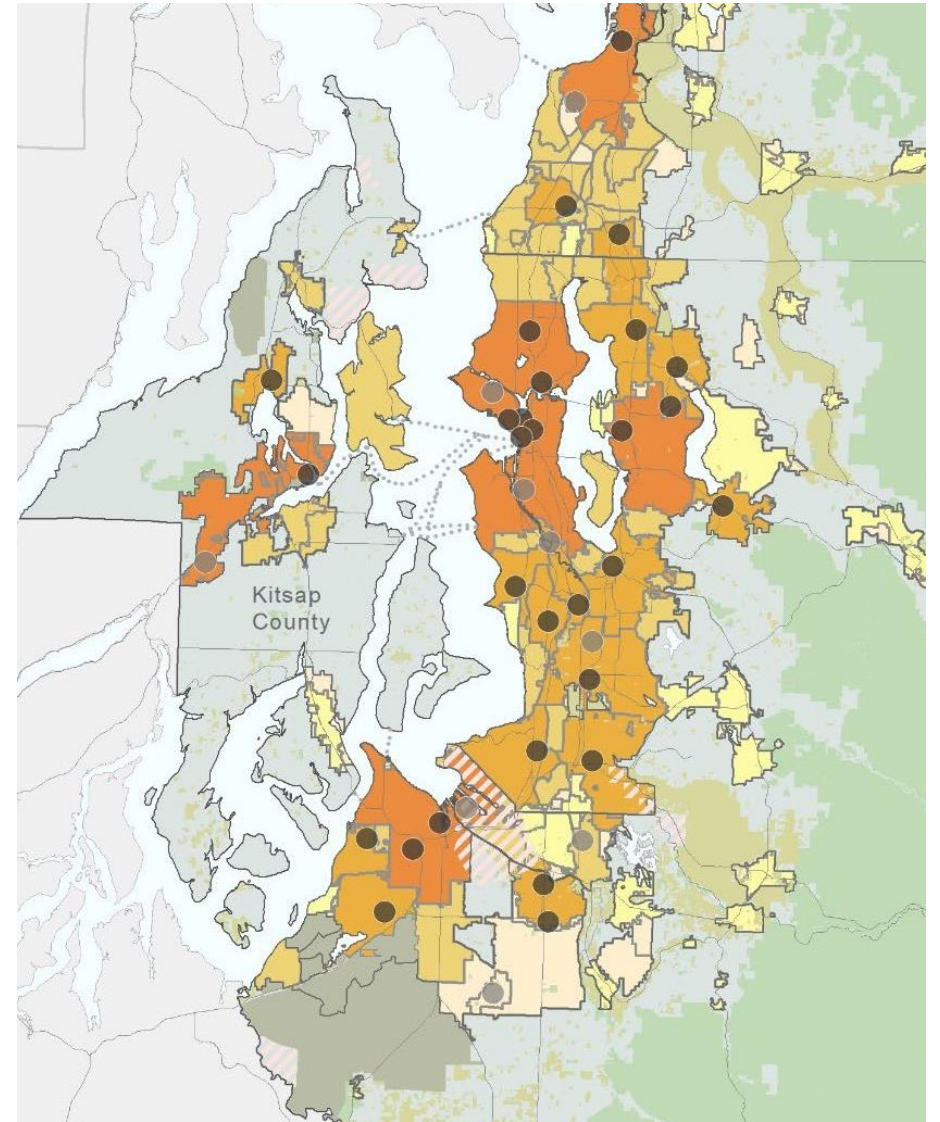
- 57,000 new Kitsap jobs
- 66% of growth concentrated in Metropolitan City and Transit Communities
- 5% of Total Employment Growth for the Region



Source: Puget Sound Regional Council Draft Vision 2050 Plan

Regional Geographies in Kitsap County

- 2 Regional Growth Centers
- 1 Manufacturing Industrial Center
- 1 Metropolitan City
- 1 Core City
- 4 HCT Communities



Source: Puget Sound Regional Council Draft Vision 2050 Plan

Projected Impacts: Population, Employment, Housing

- Population and employment growth continue to be directed to built areas
- 0.80 jobs/housing balance
- Housing growth in areas zoned for low, moderate and high density
 - ❑ 61% low density
 - ❑ 23% moderate density
 - ❑ 16% high density



Source: Puget Sound Regional Council, Vision 2050 Update Draft SEIS

Projected Impacts: Land Use

- Largest share of growth to Metropolitan Cities, Core Cities, HCT Communities
- 38% of population and employment growth near high capacity transit
- 31,000 acres developed or redeveloped for planned growth
- About 16% of new growth near urban growth boundary



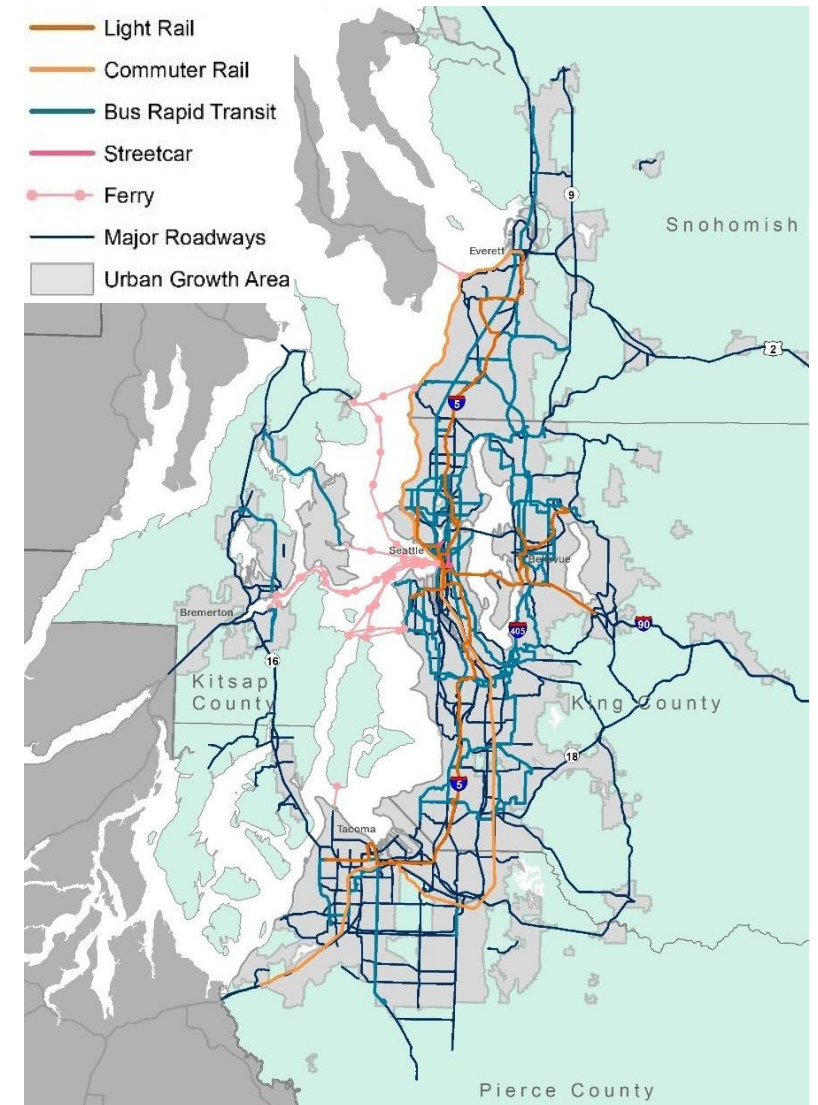
Source: Puget Sound Regional Council, Vision 2050 Update Draft SEIS

Projected Impacts: Transportation

Transportation

- Slight decrease in average daily drive time and distance
- Increased transit demand and usage
- Average jobs accessible per resident by travel mode
 - ❑ 17,200 jobs within 45-minute transit trip
 - ❑ 3,300 jobs within 1-mile walk trip
 - ❑ 15,300 jobs within 3-mile bicycle trip

Source: Puget Sound Regional Council, Vision 2050 Update Draft SEIS



Projected Impacts: Natural environment

Air Quality and Ecosystems

- Slight reduction in GHG emissions and other pollutants regionally
- Less pressure on regionally significant habitat
- 1,500 acres of impervious surface added in Kitsap County



Source: Puget Sound Regional Council, Vision 2050 Update Draft SEIS

Source: Washingtonstatewire.com

Projected Impacts: Public services, utilities

Public services, utilities

- Urban area growth requires service expansion or new infrastructure
- Less pressure in rural areas may reduce demand for infrastructure



Source: Kitsap Daily News



Source: Central Kitsap Fire and Rescue

Source: Puget Sound Regional Council, Vision 2050 Update Draft EIS

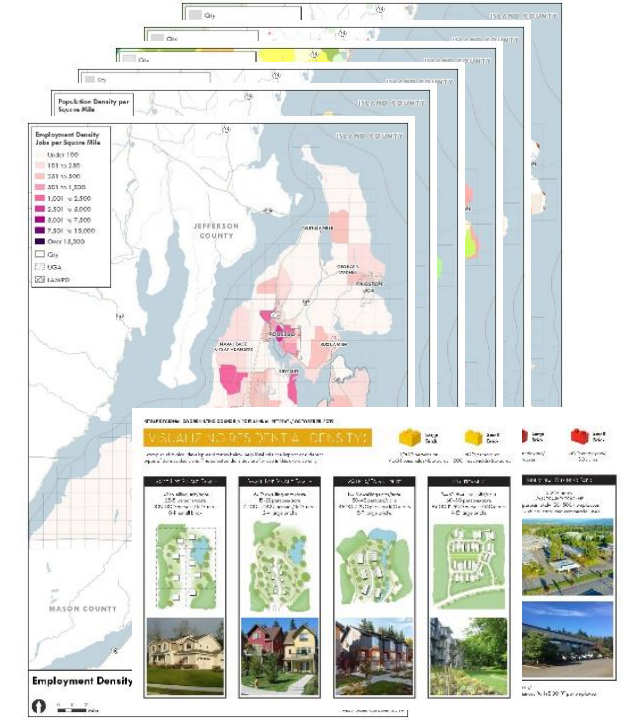
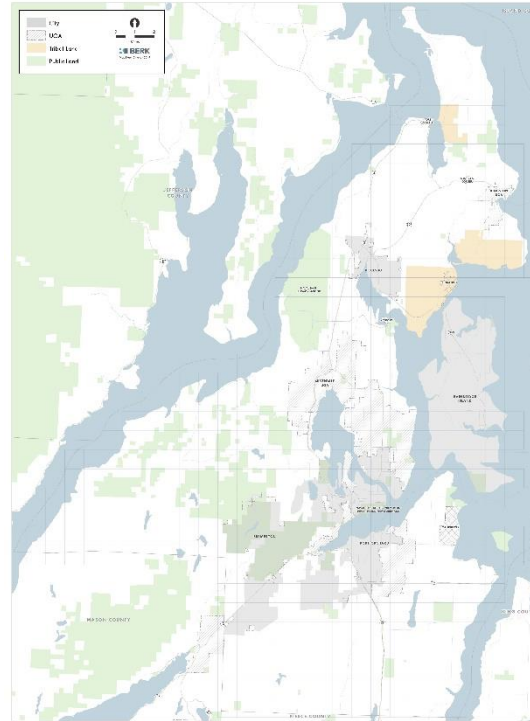
Draft CPP Vision Statement (2018)

- Livable urban communities
- Vital and diversified economy
- Efficient multimodal transportation system
- Natural systems protection
- Rural character
- Efficient and responsive government

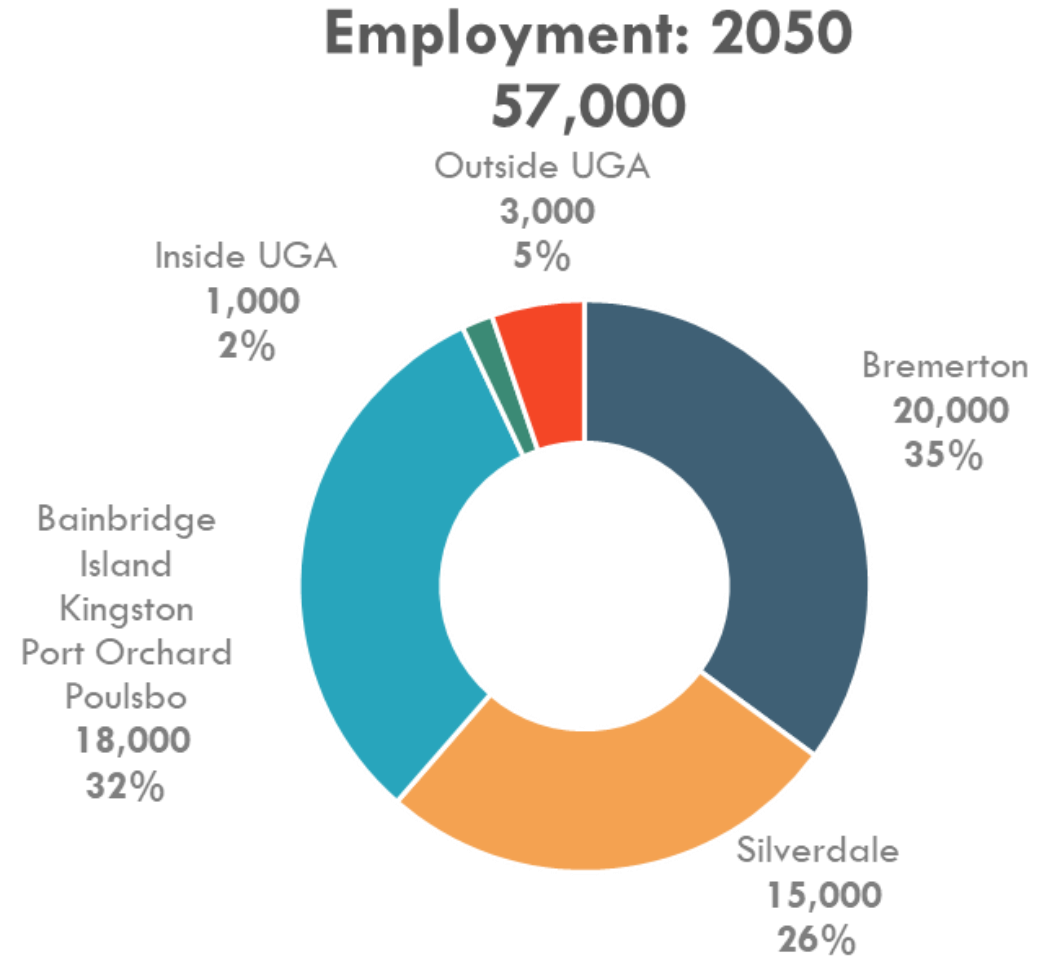
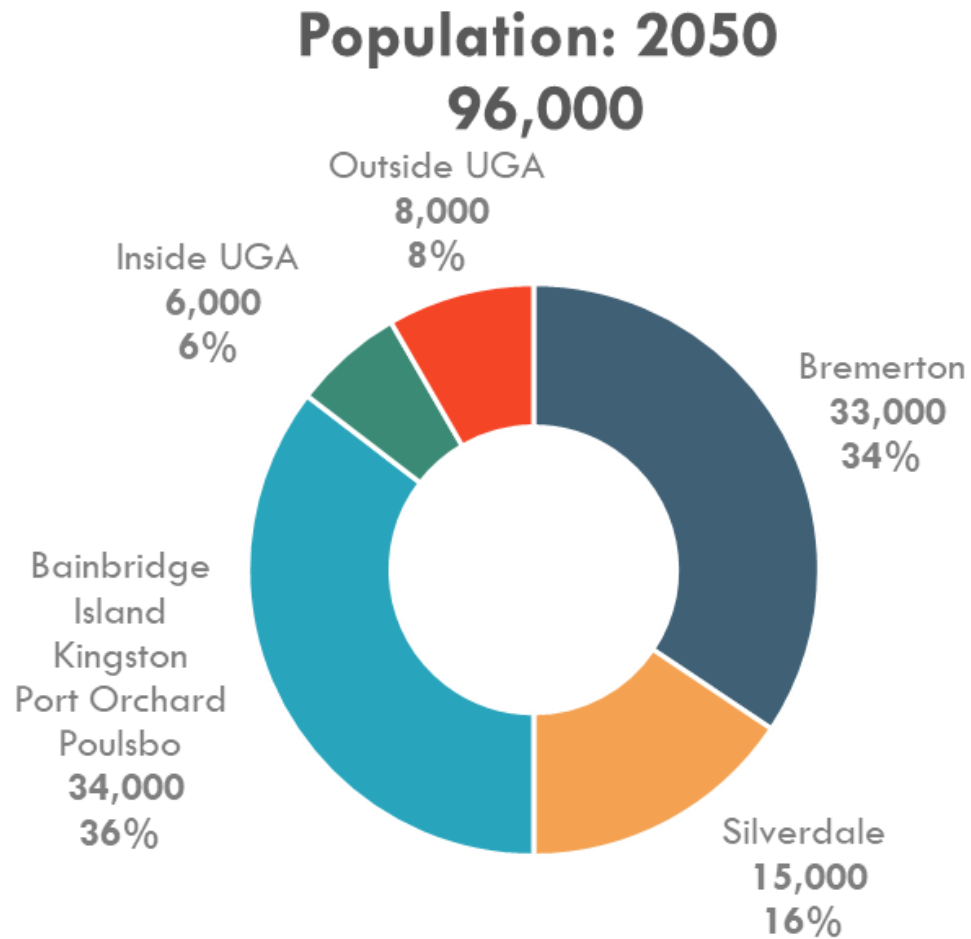


Lego Exercise: Materials

- Table map
- Legos
 - Existing development
 - purple, orange
 - Future growth
 - yellow, red
- Sticky notes
- Map folio
- Growth allocation form
- Poster maps around the room



Lego Exercise: Growth Allocations



Ground Rules

- Everyone at the table has an equal voice
- Focus on the big picture
- Keep an open mind
- Work together to find solutions.
- Articulate your guiding principles and priorities



Lego Exercise: Directions

- Distribute projected population and employment growth
- All projected growth must be placed on the map by the end of the exercise
- Sticky notes to annotate map as needed based on group discussion
- Record allocations on form provided at table



Discussion Questions

- What goals are you trying to achieve?
- What challenges do you face in allocating growth?
- Where are the areas of agreement and difference in your group?
- Is there anything else that you need to know to help with future decision-making?

What's Next

- Vision 2050
 - ❑ Comment period closed September 16
 - ❑ Growth Management Policy Board to make recommendation for plan adoption to the PSRC Executive Board around year-end 2019
 - ❑ Final SEIS will be issued prior to action by the Executive Board
- GMA Comprehensive Plan Updates
 - ❑ Buildable Lands update
 - ❑ 8-year GMA update 2024